




www.flitetest.com

# FT Mini Sparrow

Designed By: Josh Bixler  
Drawing By: Dan Sponholz



## SPECIFICATIONS

DESCRIPTION		IMPERIAL	METRIC
LENGTH		16 in	406 mm
CENTER OF GRAVITY	CG	1.75 in	44.5 mm
WING SPAN		28.5 in	723 mm
WING AREA		180 in <sup>2</sup>	11.6 dm <sup>2</sup>
DRY WEIGHT		6.5 oz	187 g
ALL UP WEIGHT	AUW	9.0 oz	256 g
WING LOADING	WL	7.2 oz/ft <sup>2</sup>	22 g/dm <sup>2</sup>
WING CUBIC LOADING	WCL	6.4	

## RECOMMENDED SETTINGS

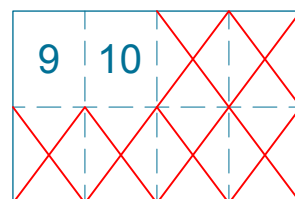
	THROW	EXPO
ELEVONS	12°	30%



## SHEET & TILE KEY



1	2	3	4
5	6	7	8




# DRAWING KEY

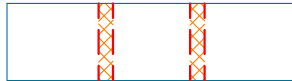
## FOLD TYPES



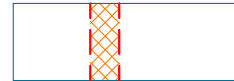
A - FOLD (ABOVE)




B - FOLD (BESIDE)



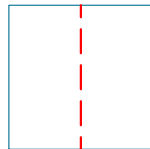
C - FOLD (COVER)



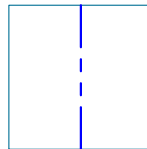
## LINE TYPE/COLOR



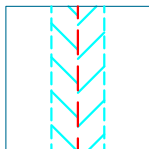
CUT



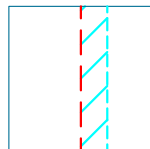
50% SCORE



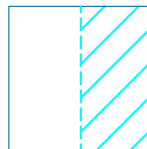
CREASE



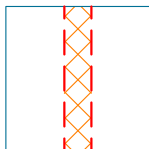
45° DOUBLE  
BEVEL



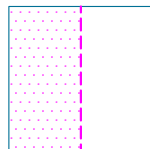
45° SINGLE  
BEVEL



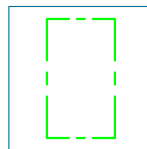
EDGE  
BEVEL



CAVITY



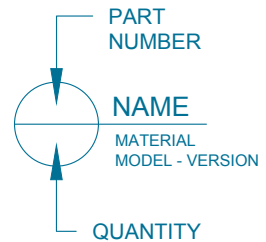
REMOVE  
PAPER



REFERENCE/  
OPTIONAL



## SYMBOLS




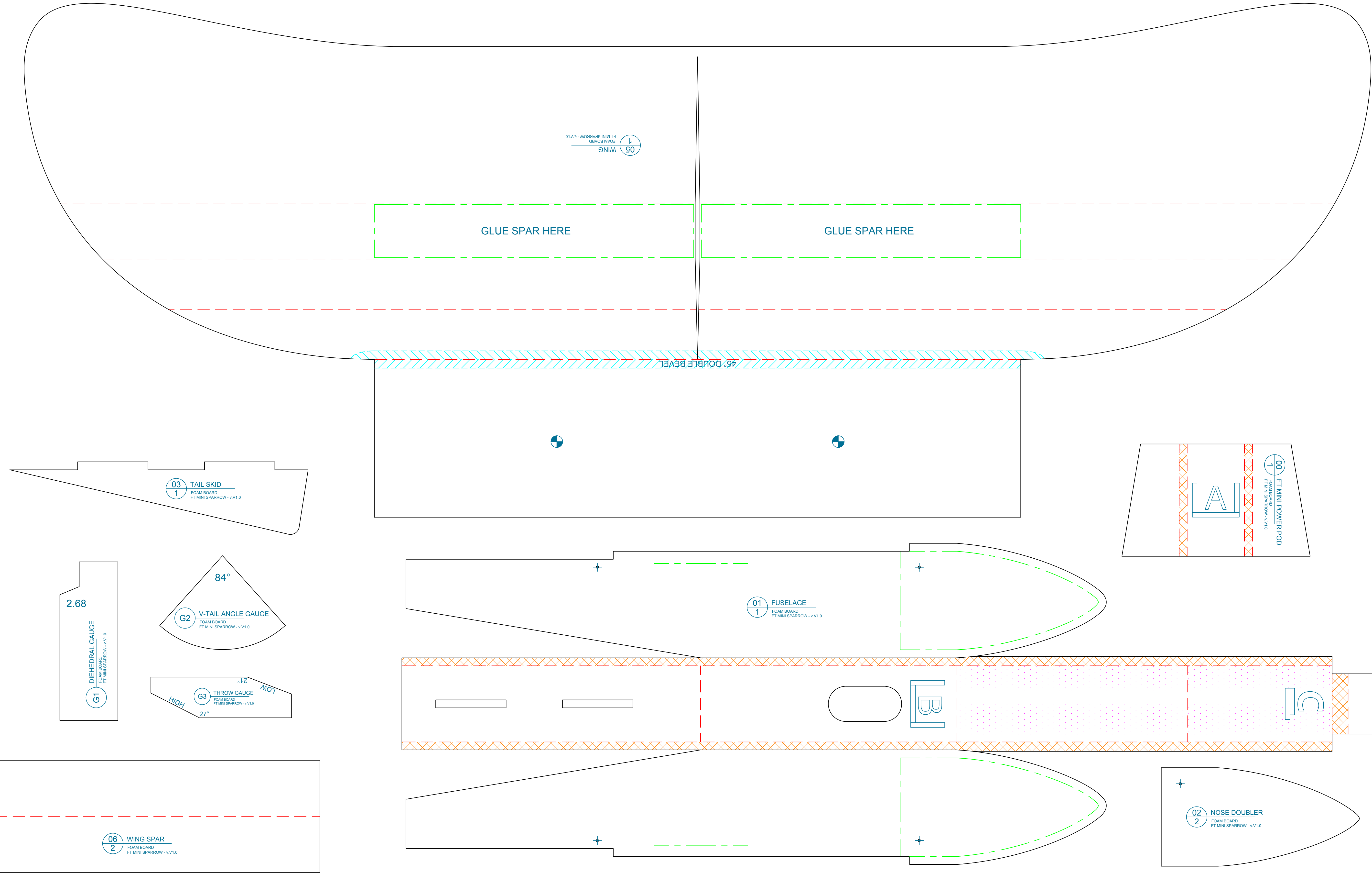

MIRRORED  
PART



CENTER  
OF  
GRAVITY  
(CG)

FT Mini Sparrow

Designed By: Josh Bixler  
Drawing By: Dan Sponholz



FT Mini Sparrow

Designed By: Josh Bixler  
Drawing By: Dan Sponholz

